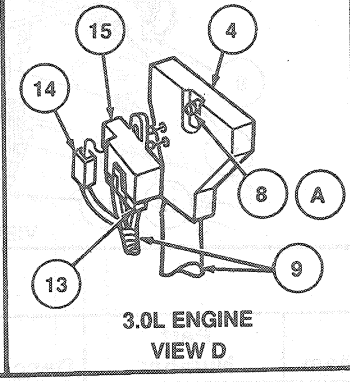
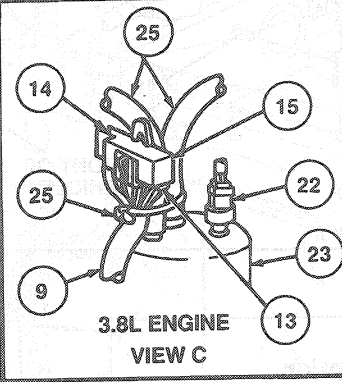
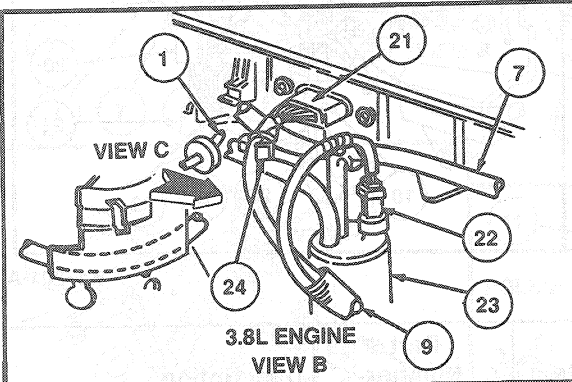
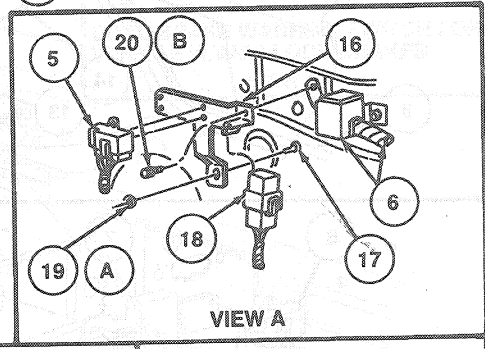
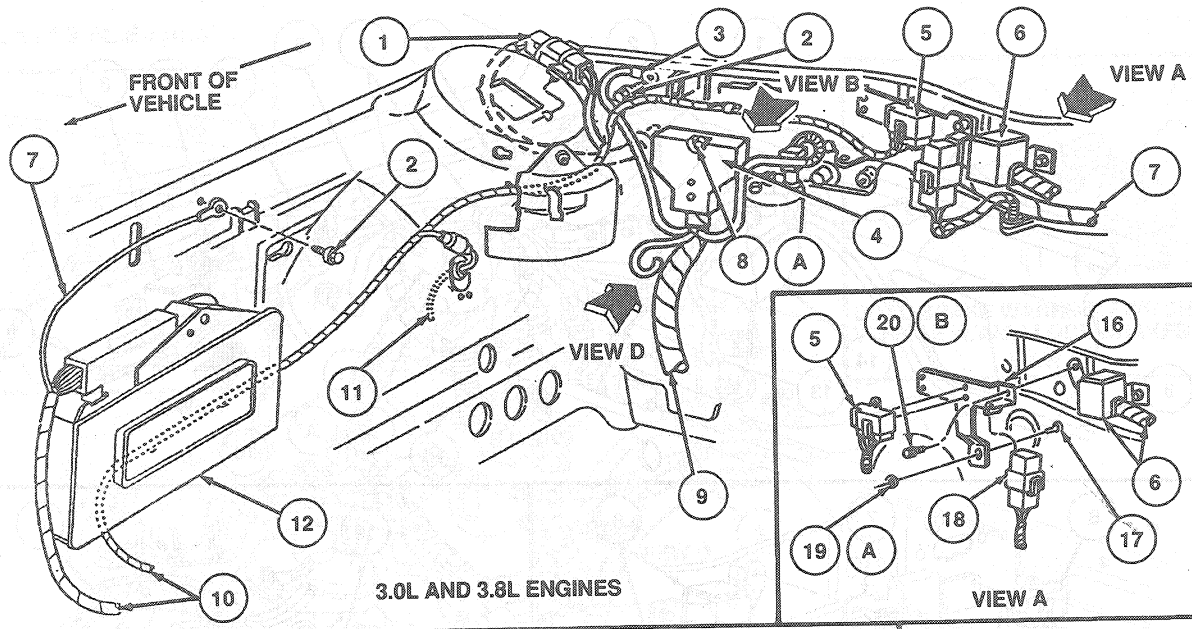


REMOVAL AND INSTALLATION (Continued)

Fender Apron, RH 3.0L and 3.8L Engine



K17200-A

Item	Part Number	Description
1	2C055	Wiring Harness Assy
2	N805375-S36MG	Ground Screw (2 Req'd)
3	—	Wiring Harness Ground
4	—	To Powertrain Control Module
5	—	ABS Test Connector
6	—	Crash Sensor Assy
7	—	Ground Connection Wire for 14290 Wiring Harness Assy
8A	12A581	Connector Retaining Bolt
9	12A581	Wiring Harness Assy
10	14290	Wiring Harness Assy
11	—	To RH Front Anti-Lock Brake Wheel Sensor
12	—	Anti-Lock Brake Control Module

(Continued)

Item	Part Number	Description
13	14489	Data Link Connector
14	—	STI Test Connector
15	14A593	Connector Cover Assy
16	14A301	Bracket
17	—	Existing Stud From Evaporator
18	14B193	Anti-Lock Brake Relay
19A	N621905-S56B	Nut
20B	N806941-S40B	Screw
21	—	To TPI Module
22	—	A/C Pressure Switch
23	—	A/C Accumulator
24	12A581	Shorting Plug
25	95873-S	Strap
A		Tighten to 5.2-7.2 N-m (46-64 Lb-In)
B		Tighten to 7.6-10.4 N-m (6-8 Lb-Ft)