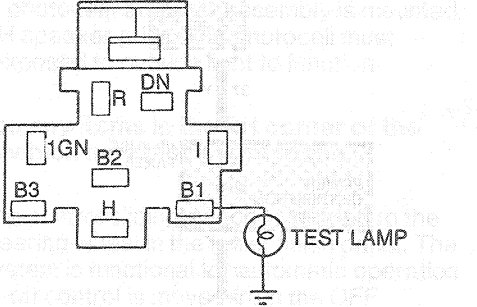
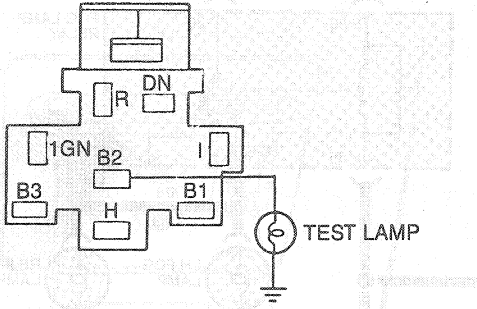
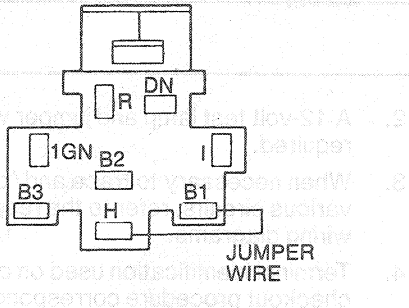


DIAGNOSIS AND TESTING (Continued)

OPERATION	RESULT
<p>1 Connect a 12-volt test lamp between Terminal B1 and a good ground.</p>  <p style="text-align: right;">K16633-A</p>	<p>Test lamp should light. If not, trace circuit back to fuse link and service as necessary.</p>
<p>2 Connect a 12-volt test lamp between Terminal B2 and a good ground.</p>  <p style="text-align: right;">K16634-A</p>	<p>Test lamp should light. If not, trace circuit back to fuse panel and service as necessary.</p>
<p>3 Connect a jumper wire between Terminals B1 and H.</p>  <p style="text-align: right;">K16635-A</p>	<p>Headlamps should light. If not, trace Circuit H back to headlamps and service. If circuit is OK, check ground circuit from headlamps to ground.</p>

(Continued)