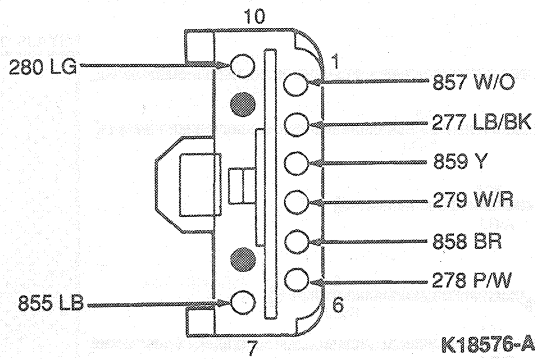


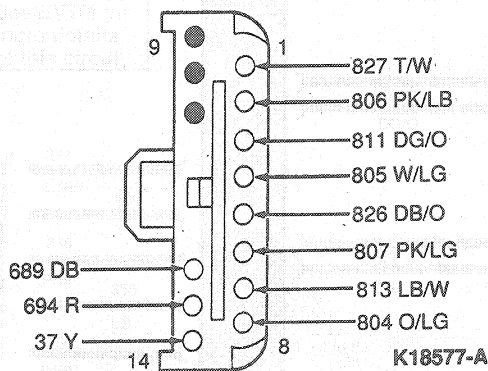
DIAGNOSIS AND TESTING (Continued)

Amplifier



Pin Number	Circuit	Circuit Function
1	857 (W/O)	LH Front Speaker Signal (-)
2	277 (LB/BK)	LH Rear Speaker Signal (+)
3	859 (Y)	LH Rear Speaker Signal (-)
4	279 (W/R)	RH Front Speaker Signal (+)
5	858 (BR)	RH Front Speaker Signal (-)
6	278 (P/W)	RH Rear Speaker Signal (+)
7	855 (LB)	RH Rear Speaker Signal (-)
8	—	NOT USED
9	—	NOT USED
10	280 (LG)	LH Front Speaker Signal (+)

TK18576A



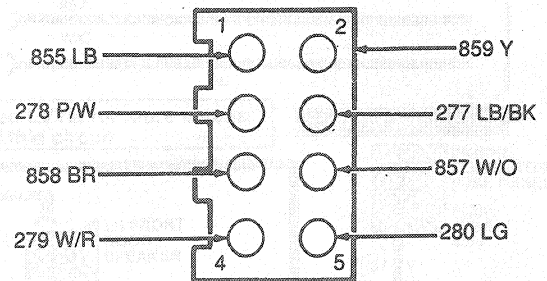
Pin Number	Circuit	Circuit Function
1	827 (T/W)	RH Rear Speaker Signal (-)
2	806 (PK/LB)	RH Rear Speaker Signal (+)
3	811 (DG/O)	RH Front Speaker Signal (-)

(Continued)

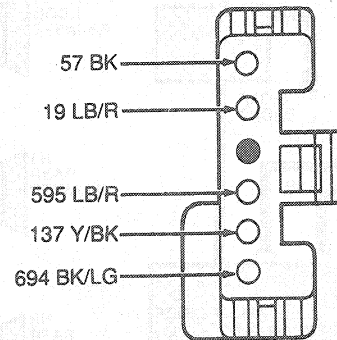
Pin Number	Circuit	Circuit Function
4	805 (W/LG)	RH Front Speaker Signal (+)
5	826 (DB/O)	LH Rear Speaker Signal (-)
6	807 (PK/LG)	LH Rear Speaker Signal (+)
7	813 (LB/W)	LH Front Speaker Signal (-)
8	804 (O/LG)	LH Front Speaker Signal (+)
9	—	NOT USED
10	—	NOT USED
11	—	NOT USED
12	689 (DB)	Logic Mute
13	694 (R)	Ground
14	37 (Y)	12 Volt Power Feed

TK18577A

Radio



K18580-A



K18582-A