

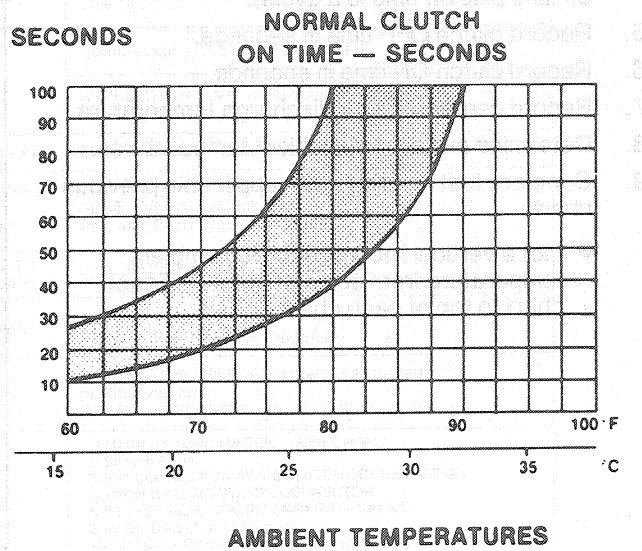
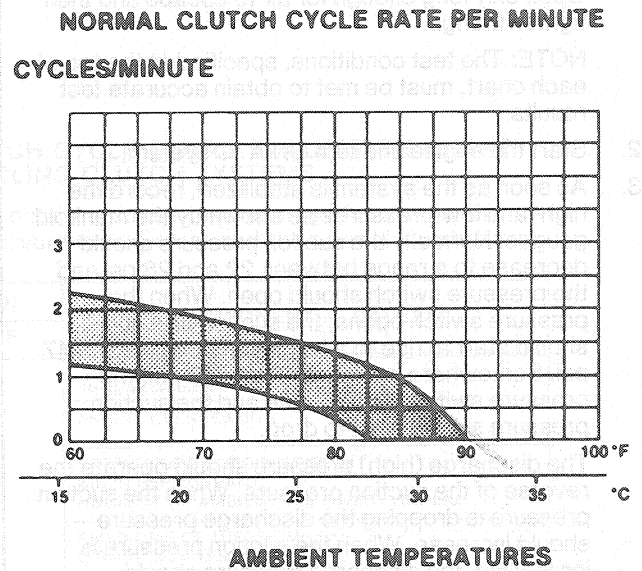
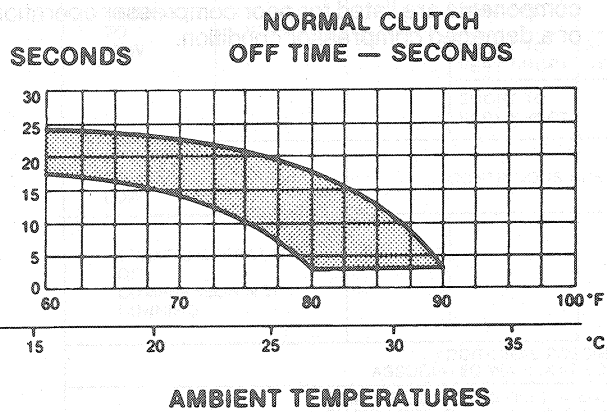
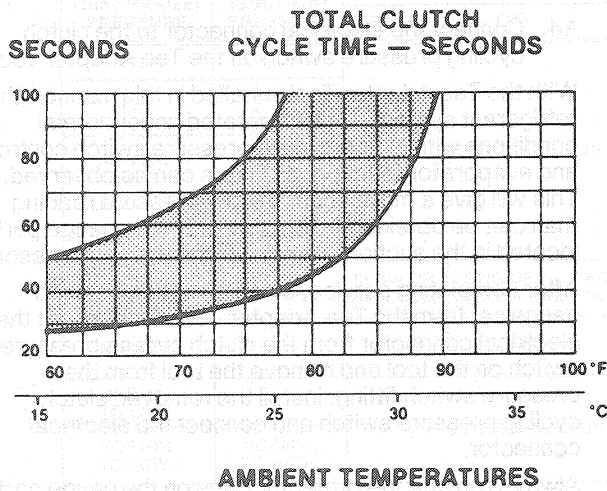
DIAGNOSIS AND TESTING (Continued)

Normal Fixed Orifice Tube Refrigerant System Clutch Cycle Timing Rates

IMPORTANT — TEST REQUIREMENTS

The following test conditions must be established to obtain accurate clutch cycle rate and cycle time readings:

- Run engine at 1500 rpm for 10 minutes.
- Operate A/C system on max A/C (recirculating air).
- Run blower at max speed.
- Stabilize in car temperature @ 70°F to 80°F (21°C to 22°C).



CCL 2860-A

The following procedure is recommended for achieving accurate diagnosis results in the least amount of time.

NOTE: Steps 10 through 14 **DO NOT** apply to systems using refrigerant R-134a.