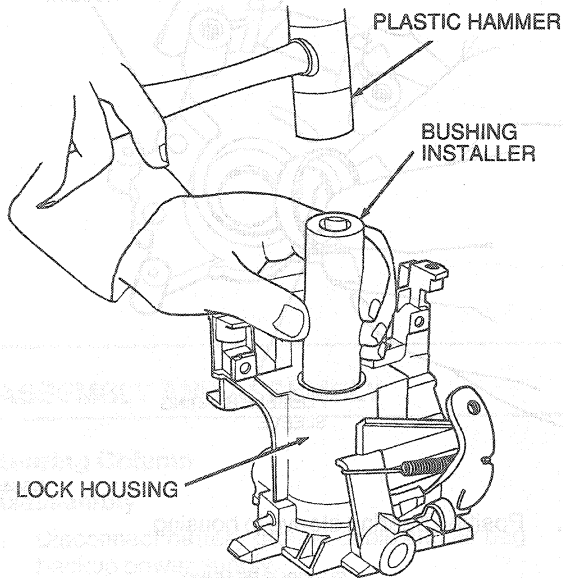


**REMOVAL AND INSTALLATION (Continued)**

**Installation**

1. Suitably support housing. Position small bearing so that the opening between races is "up." Tap into place with a plastic hammer and a bushing driver installer or socket the same size as outer race of bearing.
2. Install housing on steering column as outlined.



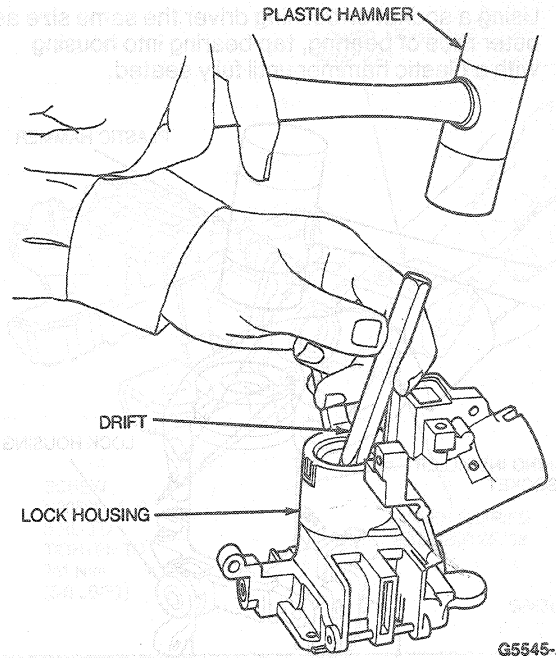
G5544-B

**Shaft Bearing, Intermediate**

**Column Removed**

**Removal**

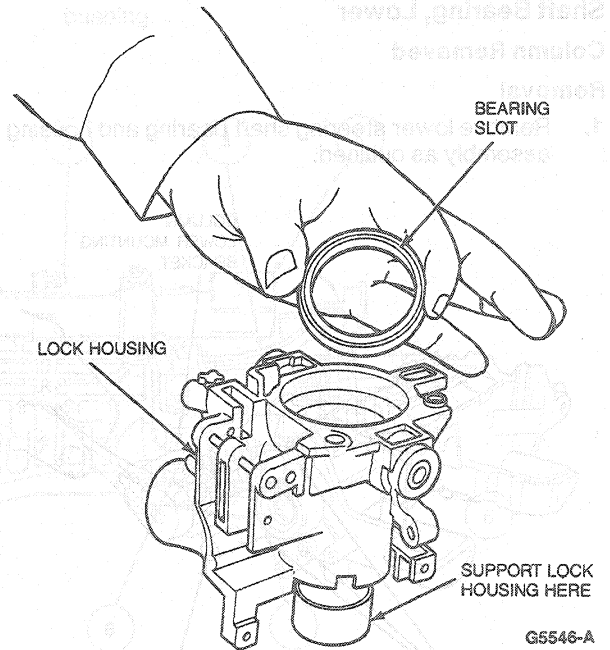
1. Remove lock housing as outlined.
2. Set housing flat on workbench and tap large bearing loose with suitable drift and a plastic hammer.



G5545-A

**Installation**

1. Support lock housing on workbench.
2. Position bearing so that the opening between races will face up, or out from housing, when installed.



G5546-A