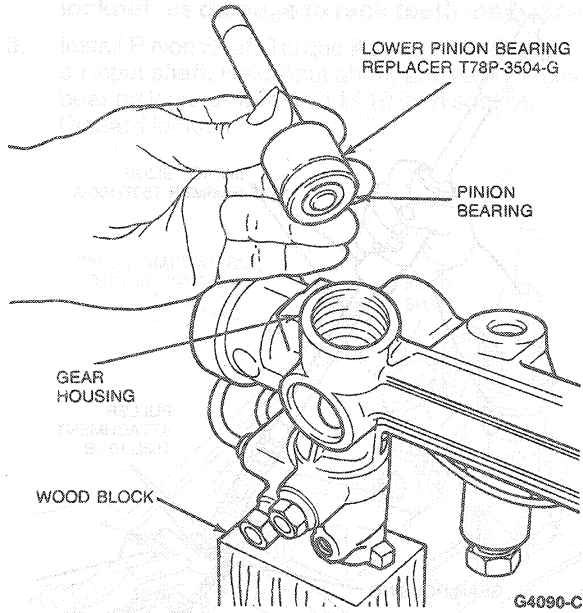


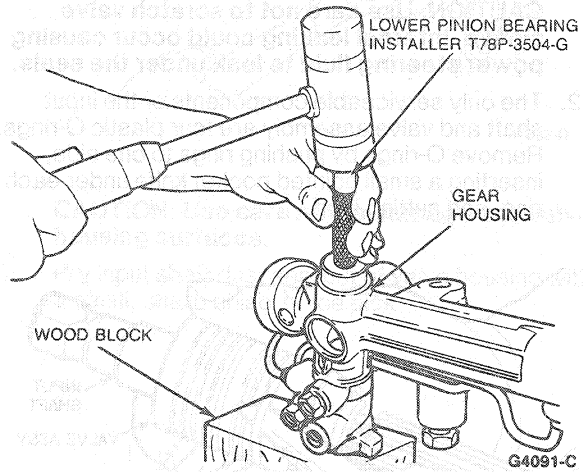
DISASSEMBLY AND ASSEMBLY (Continued)

Assembly

1. Install steering gear pinion bearing in gear housing using Lower Pinion Bearing Replacer T78P-3504-G.

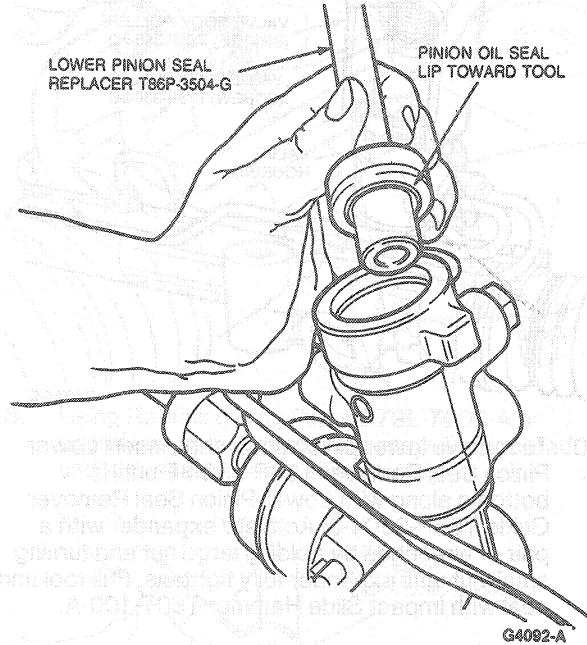


Seat bearing against shoulder in bore. Support valve housing with a wood block when seating pinion bearing.



2. Apply Steering Gear Grease C3AZ-19578-A (ESA-M1C172-A) or equivalent to pinion oil seal, and place it on Lower Pinion Seal Replacer T86P-3504-G or equivalent with seal lip toward tool. Support pinion housing on a flat clean surface.

Install seal in valve bore, seating it against shoulder.



3. Mount input shaft end of valve assembly in a soft-jawed vise. Clamp shaft outside bearing and seal surface.
4. Lubricate Mandrel T75L-3517-A 1 with power steering fluid and install over valve assembly. Slide one valve sleeve ring over tool.

