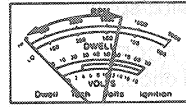
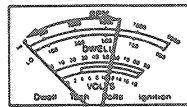


DIAGNOSIS AND TESTING (Continued)

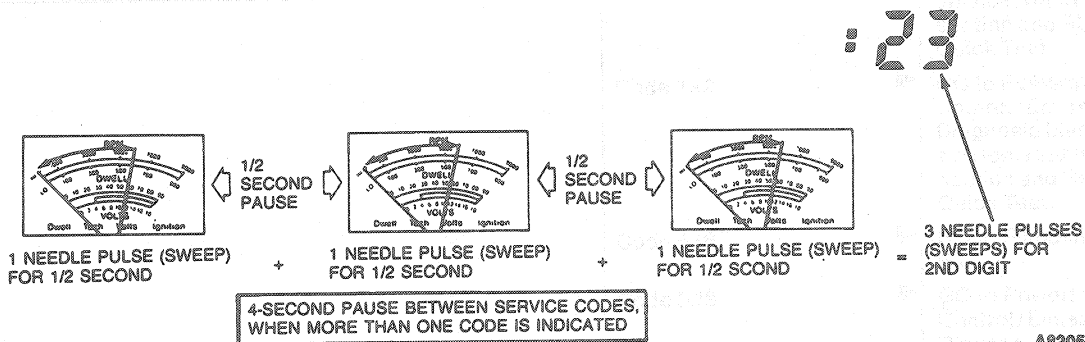
Reading Codes—Analog Voltmeter

When a service code is reported on the analog voltmeter for a function test, it will represent itself as a pulsing or sweeping movement of the voltmeter's needle across the dial face of the voltmeter. Therefore, a single-digit number of three will be reported by three needle pulses (sweeps). However, as previously stated, a DTC is represented by a two-digit number, such as 2-3. As a result, the Self-Test DTC of 2-3 will appear on the voltmeter as two needle pulses (sweeps). After a two-second pause, the needle will pulse (sweep) three times.



1 NEEDLE PULSE (SWEEP) + 1 NEEDLE PULSE (SWEEP) = 2 NEEDLE PULSES (SWEEPS) FOR 1ST DIGIT

2-SECOND PAUSE BETWEEN DIGITS



A8205-B

Reading Codes—SUPER STAR II Tester 007-004 1A or equivalent

After hooking up the SUPER STAR II Tester and turning on its power switch, the tester will run a display check and the numerals 88 will begin to flash in the display window. A steady 00 will then appear to signify that the SUPER STAR II Tester is ready to start the Self-Test and receive the test's diagnostic trouble codes (DTC's).

To receive the DTC's, press the push button at the front of the SUPER STAR II Tester. The button will latch down, and a colon will appear in the display window in front of the 00 numerals. The colon must be displayed to receive the DTC's.

If for any reason the technician wishes to clear the display window during the Self Test, he must turn off the vehicle's engine, press the tester's push buttons once to unlatch it (colon will disappear), then press the button again to latch down the button (colon will appear again). Every time the SUPER STAR II Tester is turned off, the low battery indicator (LO BAT) should show briefly at the upper LH corner of the tester's display window. If the LO BAT indicator shows steadily at any other time during the operation of the SUPER STAR II Tester with any DTC, turn its power switch to OFF and replace the 9-volt battery in the tester.

The SUPER STAR II Tester will display the last DTC received, even after it has been disconnected from the vehicle. It will hold the DTC on the display until the power is turned off or the push button is unlatched and relatched.