

SPECIFICATIONS (Continued)

TORQUE SPECIFICATIONS (Cont'd)

Description	N-m	Lb-Ft
Governor Cover to Case	9-12	7-9
Case to Stator Support	7-9	7-9
Oil Pump Assy. to Main Control	9-12	7-9
Park/Neutral Position Switch to Case	9-12	7-9
Valve Body/Solenoid to Chain Cover	9-12	7-9
Bracket Tubes to Case	9-12	7-9
Dust Cover to Case	9-12	7-9
Chain Cover to Case (10 mm) Socket Size	27-30	20-22
Pump Body to Chain Cover	9-12	7-9
Main Control Cover to Chain Cover (Upper Reservoir)	21-25	15-18
Manual Lever to Manual Shaft	16-22	12-16
Park Abutment to Case	27-30	20-22
Chain Cover to Case (10mm) Socket Size	27-30	20-22
Chain Cover to Front Support (10mm) Socket Size	27-30	20-22
Chain Cover to Front Support (13mm) Socket Size	34-48	25-35
Differential Brace to Case	34-48	25-35
Case to Reverse Clutch Screw	10-12	7-9
Case to Reverse Clutch Nut	34-47	25-35
Pressure Tap Plug for Chain Cover and Pump Body	8-12	6-9
Pressure Switch to Pump Body	8-12	6-9
Hose Screws	2.2-3.4	20-30 (Lb-in)
Oil Pan to Case (Lower Reservoir)	13-15	8-11
Speedometer Cover to Case	9-12	7-9
Chain Cover to Case (8mm) Socket Size	9-12	7-9
Case to Chain Cover (10mm) Socket Size	25-28	18-21
Case to Chain Cover (8mm) Socket Size	9-12	7-9
Transaxle to Engine Bolt	55-66	41-50
Stabilizer U-Clamp to Bracket Bolt	30-40	23-29
Brake Hose Routing Clip Bolt	11	8
Tie Rod to Knuckle Bolt ¹	31-47	23-35
Manual Cable Bracket Bolt	14-27	10-20
Starter Bolt	41-54	30-40
Dust Cover Bolt	9-12	7-9
Torque Converter to Flywheel Bolt	31-53	23-39
Vehicle Speed Sensor Bolt	3.4-4.5	31-39 (Lb-in)
Subframe Bolt	75-102	55-75
Lower Control Arm Pinch Bolt Bolt	53-72	40-53
Lug Nuts	115-142	85-105



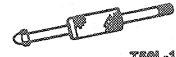
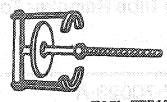


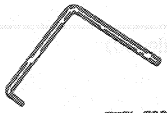
(Continued)

TORQUE SPECIFICATIONS (Cont'd)

Description	N-m	Lb-Ft
Power Steering Line Bracket Bolts	4.5-5.7	40-50 (Lb-in)
Steering Gear Bolts	115-135	85-100
Engine Mount Bolts	81-116	60-85
LH Engine Support Bolts	54-75	40-55
Cooler Line Fitting at Radiator Transaxle	11-16 ²	8-12
Cooler Line Nut	24-31 ²	18-23
Tube Nut to Connector	16-24	12-18
Threaded Connector to Oil Cooler	11-16	8-12

- 1 Tighten to minimum specified torque, continue tightening to nearest cotter pin slot.
- 2 1/4 inch x 18 Straight Pipe Fitting

SPECIAL SERVICE TOOLS

Tool Number/ Description	Illustration
T57L-500-B Bench Mounted Holding Fixture	
T58L-101-B Puller	
T59L-100-B Impact Slide Hammer	
T65L-77515-A Clutch Spring Compressor	
T74P-6700-A Front Cover Seal Remover	
T76L-7902-C One-Way Clutch Torque Tool	
T77L-7902-R Holding Connector Clutch Holding Tool	

(Continued)