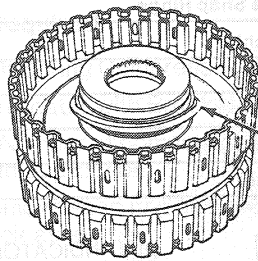


DISASSEMBLY AND ASSEMBLY (Continued)

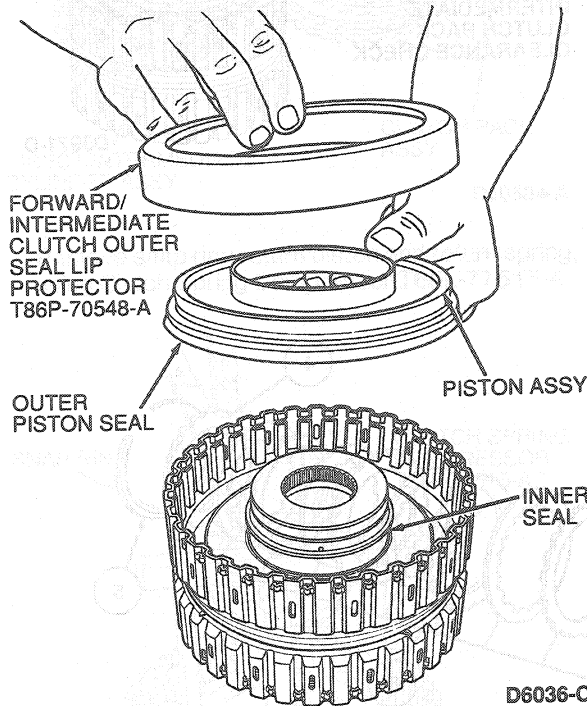


INNER PISTON SEAL

D5974-A

Assembly

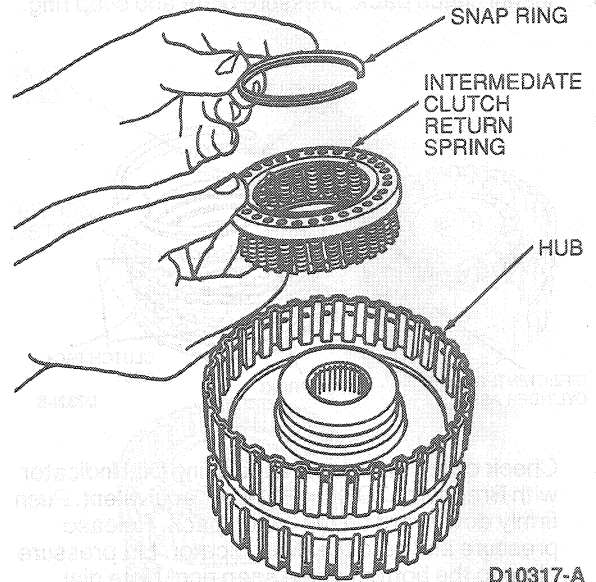
1. Check for free movement of check ball in cylinder. Install inner lip seal on cylinder hub and outer piston lip seal (lips facing toward bottom of cylinder) on piston and install piston using Forward / Intermediate Clutch Seal Outer Lip Protector T86P-70548-A.



D6036-C

2. Install snap ring and return spring using Clutch Spring Compressor T65L-77515-A.

Item	Part Number	Description
1	T86P	Pressure Plate
2	T77S	Return Spring
3	T77S	Inner Piston Seal
4	T77S	Clutch Cylinder

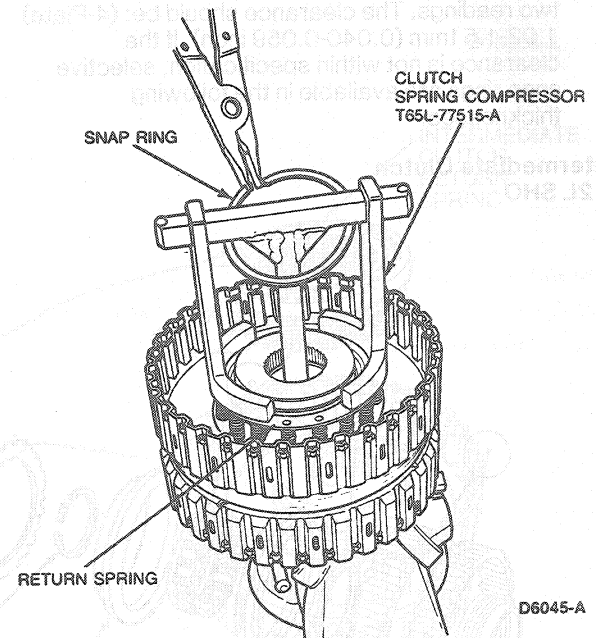


SNAP RING

INTERMEDIATE CLUTCH RETURN SPRING

HUB

D10317-A



CLUTCH SPRING COMPRESSOR T65L-77515-A

SNAP RING

RETURN SPRING

D6045-A

NOTE: Be sure step on pressure plate faces up.

Item	Part Number	Description
1	T86P	Pressure Plate
2	T77S	Return Spring
3	T77S	Inner Piston Seal
4	T77S	Clutch Cylinder

(Continued)