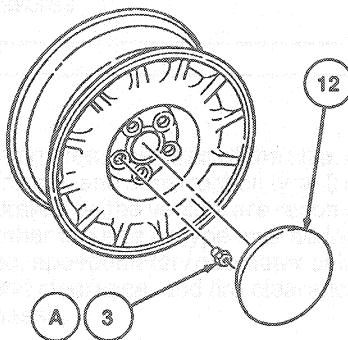
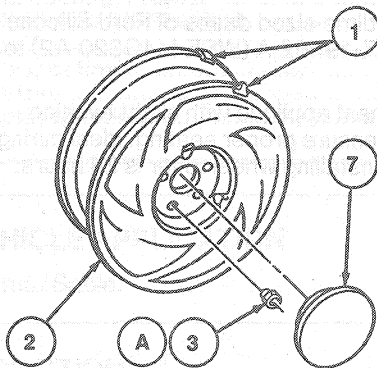
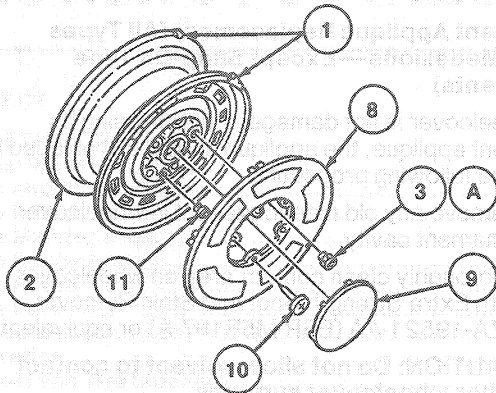


DESCRIPTION (Continued)

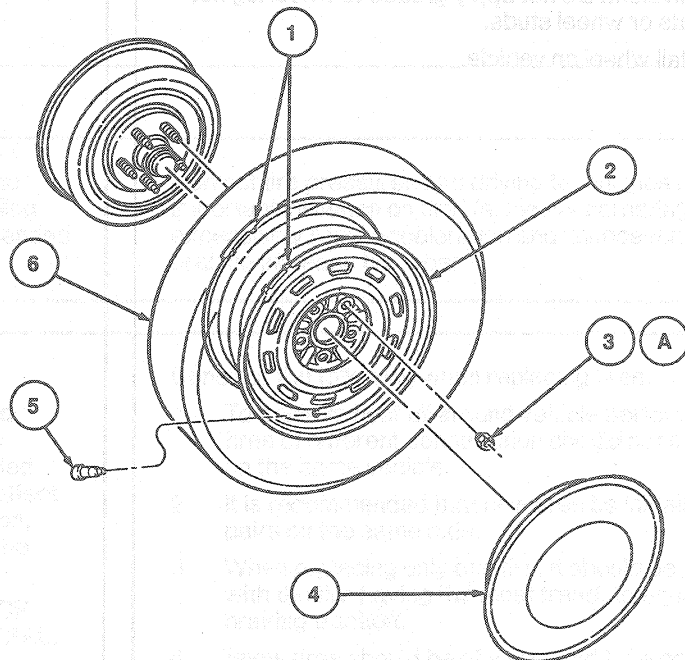
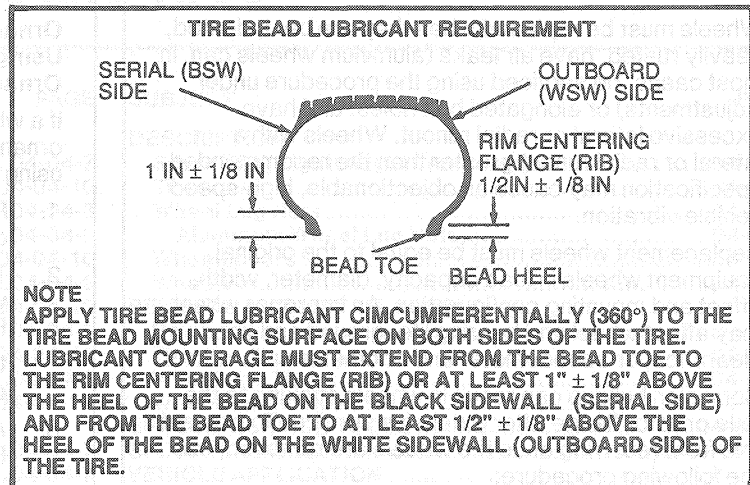


INSTALLATION FOR CAST
ALUMINUM WHEEL SAME
AS MAIN VIEW EXCEPT AS
SHOWN

SABLE LS +

Item	Part Number	Description
1	—	Split Weights
2	1007	Wheel
3A	1012	Wheel Lug Nuts
4	1130	Wheelcover
5	1700	Air Valve

(Continued)



NOTE:
WHEEL LUG NUT TORQUE MUST BE
CONTROLLED TO PREVENT WHEEL
DAMAGE. NUTS MUST BE ASSEMBLED
WITHOUT LUBRICATION.

F7656-A

Item	Part Number	Description
6	1508	Tire
7	1A097	Center Piece
8	1000	Wheelcover
9	1141	Center Piece
10	N806654-S55	Cover Retainer

(Continued)