

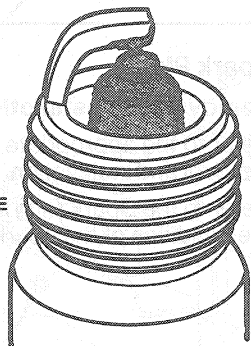
REMOVAL AND INSTALLATION (Continued)

Spark Plug Inspection Chart

GAP BRIDGED

IDENTIFIED BY DEPOSIT BUILD-UP CLOSING GAP BETWEEN ELECTRODES.


CAUSED BY OIL OR CARBON FOULING, REPLACE PLUG, OR, IF DEPOSITS ARE NOT EXCESSIVE THE PLUG CAN BE CLEANED.




OIL FOULED

IDENTIFIED BY WET BLACK DEPOSITS ON THE INSULATOR SHELL BORE ELECTRODES.

CAUSED BY EXCESSIVE OIL ENTERING COMBUSTION CHAMBER THROUGH WORN RINGS AND PISTONS, EXCESSIVE CLEARANCE BETWEEN VALVE GUIDES AND STEMS, OR WORN OR LOOSE BEARINGS. CORRECT OIL PROBLEM. REPLACE THE PLUG.




CARBON FOULED



IDENTIFIED BY BLACK, DRY FLUFFY CARBON DEPOSITS ON INSULATOR TIPS, EXPOSED SHELL SURFACES AND ELECTRODES.

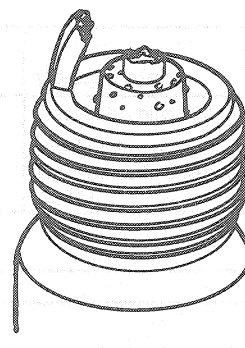
CAUSED BY TOO COLD A PLUG, WEAK IGNITION, DIRTY AIR CLEANER, DEFECTIVE FUEL PUMP, TOO RICH A FUEL MIXTURE, IMPROPERLY OPERATING HEAT RISER OR EXCESSIVE IDLING. CAN BE CLEANED.

NORMAL



IDENTIFIED BY LIGHT TAN OR GRAY DEPOSITS ON THE FIRING TIP.

PRE-IGNITION




IDENTIFIED BY MELTED ELECTRODES AND POSSIBLY BLISTERED INSULATOR. METALLIC DEPOSITS ON INSULATOR INDICATE ENGINE DAMAGE.

CAUSED BY WRONG TYPE OF FUEL, INCORRECT IGNITION TIMING OR ADVANCE, TOO HOT A PLUG, BURNT VALVES OR ENGINE OVERHEATING. REPLACE THE PLUG.

OVERHEATING

IDENTIFIED BY A WHITE OR LIGHT GRAY INSULATOR WITH SMALL BLACK OR GRAY BROWN SPOTS AND WITH BLUISH-BURNT APPEARANCE OF ELECTRODES.

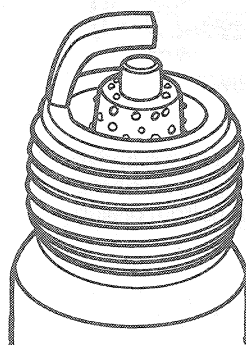
CAUSED BY ENGINE OVERHEATING, WRONG TYPE OF FUEL, LOOSE SPARK PLUGS, TOO HOT A PLUG, LOW FUEL PUMP PRESSURE OR INCORRECT IGNITION TIMING. REPLACE THE PLUG.



FUSED SPOT DEPOSIT

IDENTIFIED BY MELTED OR SPOTTY DEPOSITS RESEMBLING BUBBLES OR BLISTERS.

CAUSED BY SUDDEN ACCELERATION. CAN BE CLEANED IF NOT EXCESSIVE, OTHERWISE REPLACE PLUG.



B4054-E