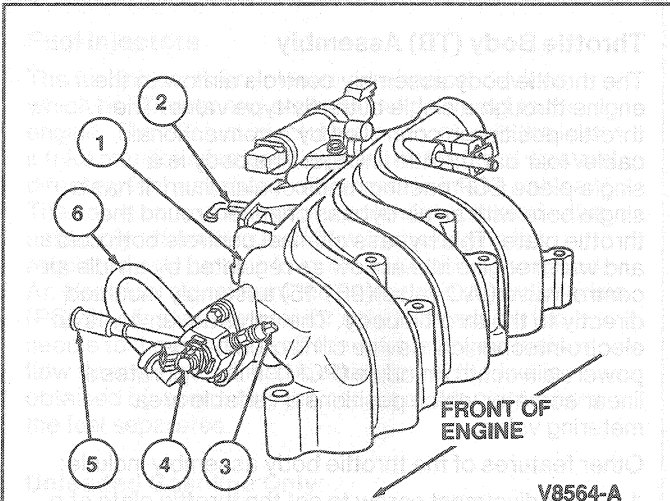


COMPONENTS (Continued)



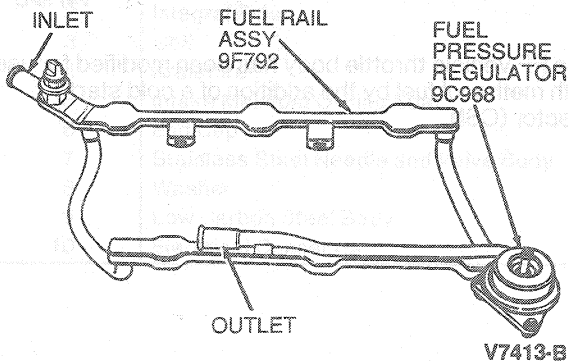
Item	Part Number	Description
1	9E926	Throttle Body
2	9A474	Intake Manifold Vacuum Outlet Fitting and Cap
3	9H321	Fuel Pressure Relief Valve
4	—	Cold Start Injector
5	—	Fuel Inlet Hose
6	—	Fuel Outlet Hose

Fuel Injection Supply Manifold Assembly

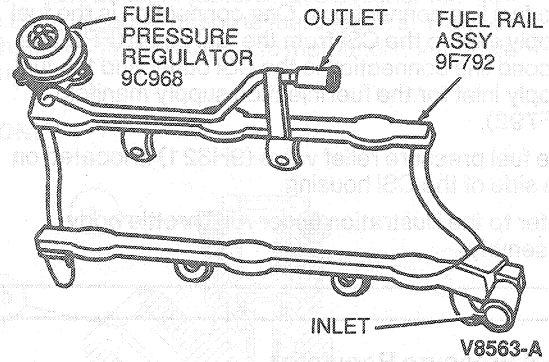
**CAUTION:** FF Vehicles' fuel supply manifold components are strictly methanol compatible.

The fuel injection supply manifold assembly is the component that delivers high-pressure fuel from the vehicle fuel supply line to the six fuel injector. The assembly consists of a single preformed tube or stamping with one injector connector for each fuel injector a mounting flange for the fuel pressure regulator a fuel pressure relief valve for diagnostic testing or field service fuel system pressure bleed down, and mounting attachments which locate the fuel injection supply manifold assembly and provide fuel injector retention.

Unleaded Gasoline Vehicles



FF Vehicles



Lower Intake Manifold Assembly

The lower intake manifold contains machined pockets for the fuel injectors to prevent both air and fuel leakage. The pockets, in which the fuel injectors are mounted, are placed to direct the injector fuel spray immediately in front of each engine intake valve.

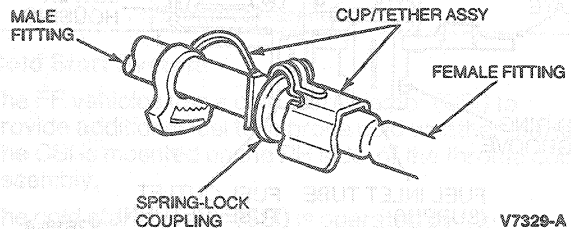
REMOVAL AND INSTALLATION

Spring Lock Coupling

Tools Required:

- Spring Lock Coupling Disconnect Tool D87L-9280-A (3/8 inch) or D87L-9280-B (1/2 inch)

The spring lock coupling is a fuel line coupling held together by a garter spring inside a circular cage. When the coupling is connected together, the flared end of the female fitting slips behind the garter spring inside the cage of the male fitting. The garter spring and cage then prevent the flared end of the female fitting from pulling out of the cage. As a redundant locking feature, a horseshoe shaped retaining clip is incorporated to improve the retaining reliability of the spring lock coupling.



Removal

1. Release fuel system pressure. Refer to Section 10-01 for fuel system pressure relief procedures. A fuel pressure relief valve on the fuel injection supply manifold assembly is provided for this procedure.