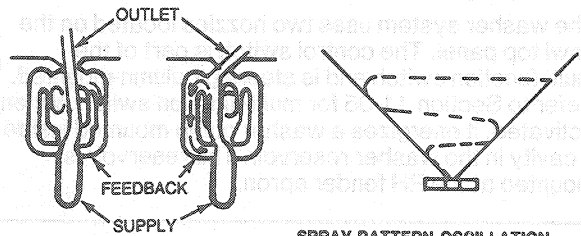


**DESCRIPTION AND OPERATION (Continued)**

**Fluidic Washer System**

The front fluidic system nozzle expels what appears to be a wide fan-like spray pattern of large droplets of fluid on the windshield. However, it is actually a single oscillating jet stream. Care should be taken to only actuate the system momentarily because of the greater volume of fluid that is dispersed with this system.



FLOW TUBE FEEDBACK CAUSES OSCILLATION

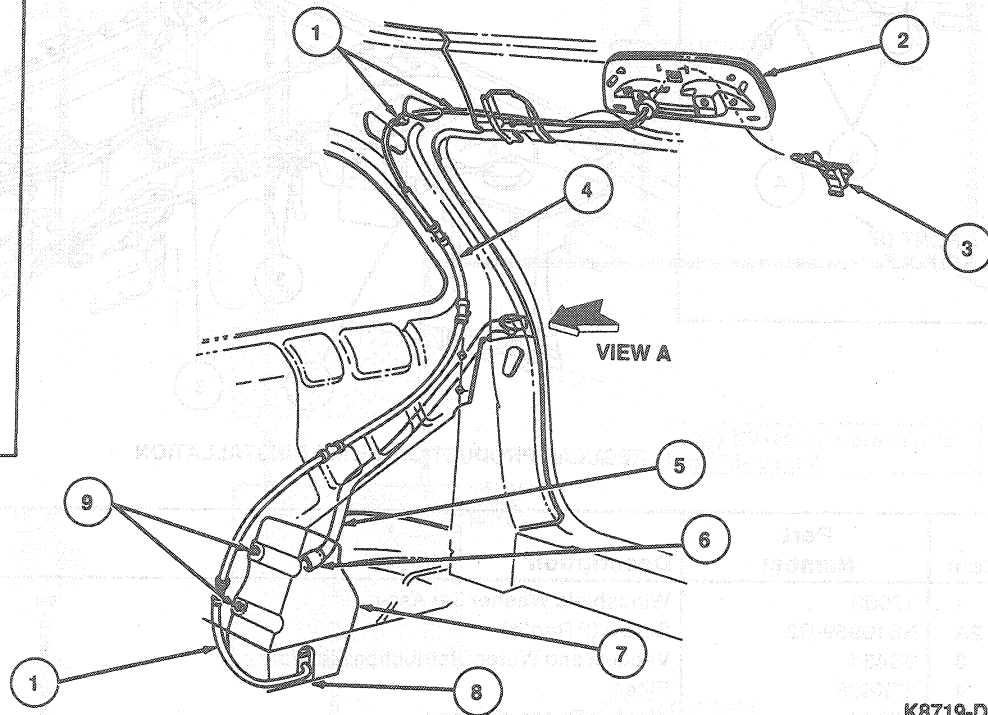
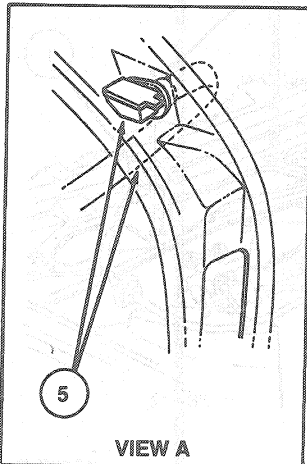
SPRAY PATTERN OSCILLATION AT HIGH FREQUENCY APPEARS AS A SOLID FAN TO THE NAKED EYE

K6527-B

**Washer System, Rear**

The rear system uses a single nozzle mounted inside the rear high-mount stoplamp assembly.

The control switch is on the instrument panel. When activated, the switch energizes an external washer pump on the washer reservoir. The reservoir on the station wagon model is mounted behind the RH trim panel. The reservoir fill cap is located outside near the liftgate opening. Fill the reservoir slowly, otherwise air will become trapped and the reservoir will overflow.



K8719-D

Item	Part Number	Description
1	17408	Hose Assy
2	13A613	High-Mount Stoplamp
3	17603	Washer Jet Assy
4	17408	Hose Assy

Item	Part Number	Description
5	17632	Reservoir Fill Hose Assy
6	8287	Clamp
7	17618	Washer Reservoir
8	17664	Pump
9	N800369-S2	Screw (3 Req'd)

(Continued)