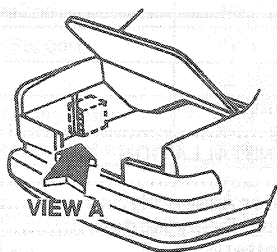
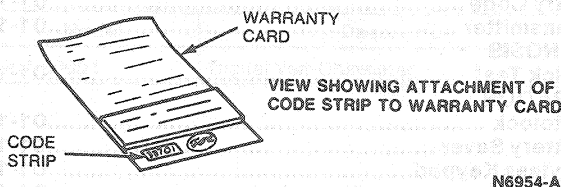


DESCRIPTION (Continued)

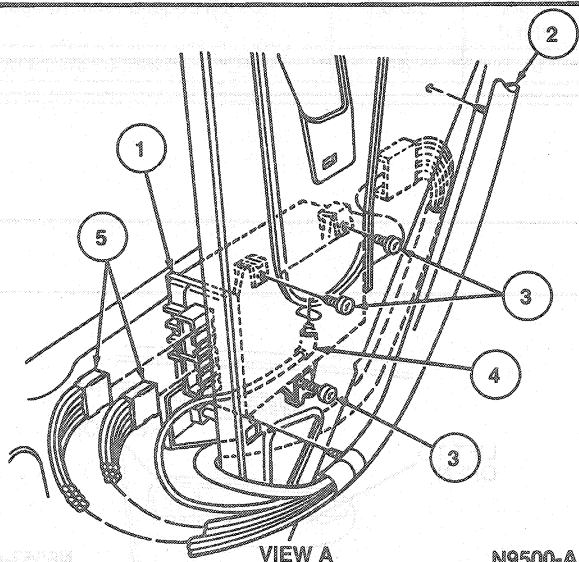


Entry Code

The system (permanent) entry code is located in four places: on the owner's warranty card, on a label on the inside of the luggage compartment deck lid, on an owner's code card, and on the control module.



The control module is programmed at the factory with a five-digit entry code. Replacement modules include replacement labels and a new owner's code card.



Item	Part Number	Description
1	15K602	Remote Keyless Entry Module
2	14A488	Wiring Harness Assembly
3	56903-S2	Screw (3 Req'd)
4	—	Antenna Connector (part of 14A488 Wiring Harness Assembly)
5	—	J1, J2 Connectors (part of 14A488 Wiring Harness Assembly)

TN9500A

OPERATION

The remote / keyless entry system receives inputs from the following:

- Front door handles
- Driver's seat sensor
- Transmission backup lamp switch
- Ignition switch
- Electric door lock / unlock switches
- Courtesy lamp switches
- Door ajar switches
- Keypad
- Program connector
- Transmitter(s)

The system distributes output to the following:

- Keypad illumination
- Convenience lamps
- Door lock actuators and motors
- Luggage compartment deck lid release solenoid
- Interior lamps and keyhole illumination
- Horn relay
- Autolamp relay (parking lamps)
- Anti-theft module (if equipped)

Transmitter

The remote / keyless entry system includes a four-button (hand-held) transmitter. Transmitter(s) are re-programmable and all transmitters for the vehicle must be set at the same time. When troubleshooting the vehicle, one transmitter is essential to perform tests.

Battery Saver

The remote / keyless entry module includes a battery saver relay which supplies power to the convenience lamps (Circuit 705), courtesy lamps (Circuit 53) and luggage compartment lamp (Circuit 707) when active. When the battery saver relay deactivates, power is removed from these lamps.