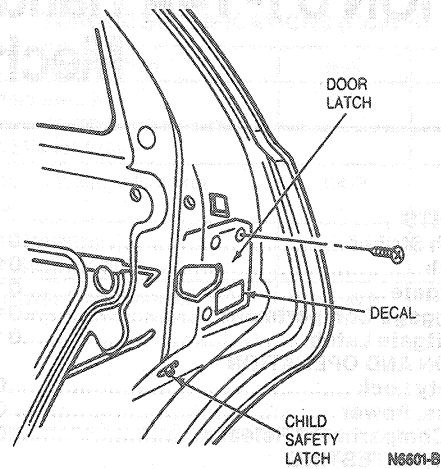
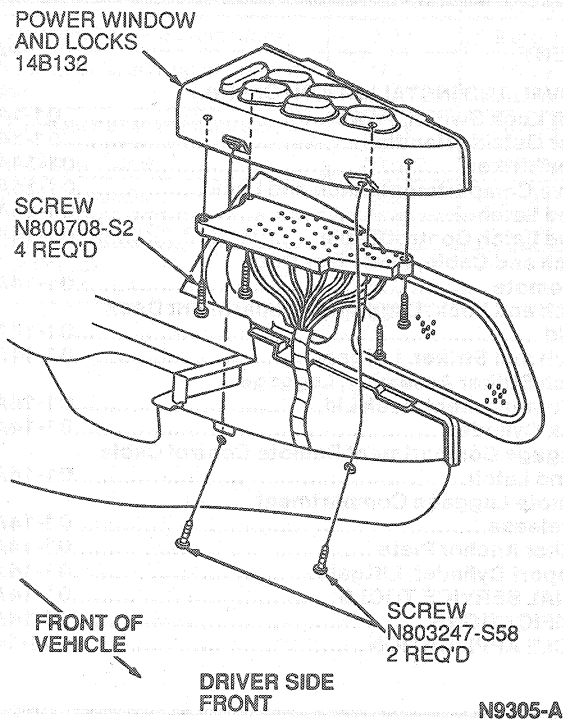


DESCRIPTION AND OPERATION (Continued)

The key lock will not lock or unlock all doors from outside the vehicle. The key inserted into the door lock can only be used to lock or unlock that individual door.



Luggage Compartment Release

Sedan

A lever located near the LH side of driver seat actuates the luggage compartment latch.

DIAGNOSIS AND TESTING

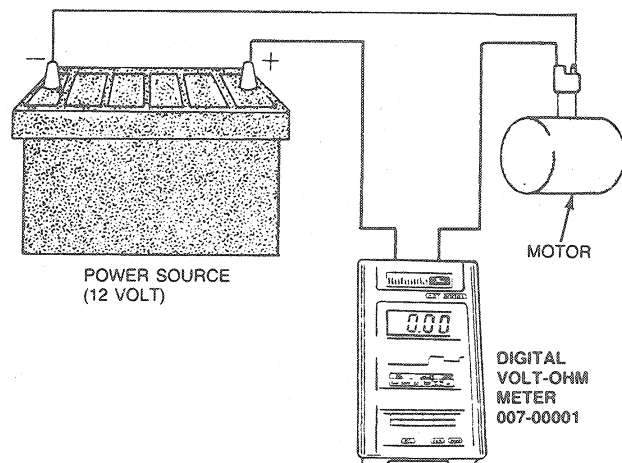
Motor

Tools Required:

- Rotunda Digital Volt-Ohmmeter 007-00001

Apply 12 volts directly to the motor terminals (reverse polarity for opposite direction). The motor (actuator) rod should finish its travel in less than one second.

Using Rotunda Digital Volt-Ohmmeter 007-00001 or equivalent, the motor current draw (stall test) should not exceed 6 amps. Reverse the polarity to the connector and test.



N2370-F

Child Safety Lock

The child safety lock, when activated, prevents the rear door from being opened from inside the vehicle regardless of the position of the door lock knob. The child safety lock has been designed into the door latch bellcrank levers and a decal has been located on the rear door lock face to indicate the location of the lever which is manually moved up to lock and down to unlock the system. Once the system is put into the locked position and the door is closed, the door can only be opened from outside the vehicle. The child safety lock does not lock the door from the outside; it is still necessary to push the door lock knob down to lock the door from outside.