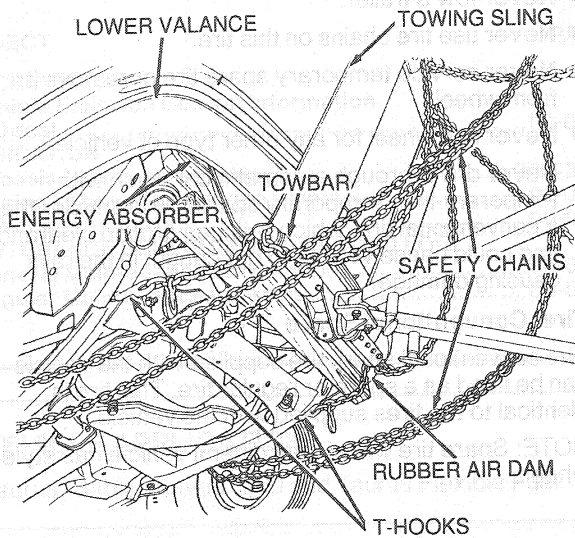


TOWING (Continued)

4. Attach safety chains around lower control arms.



Y2571-B

CAUTION: Do not tow with J-Hooks under any circumstances. J-Hooks will damage driveshafts and control arms.

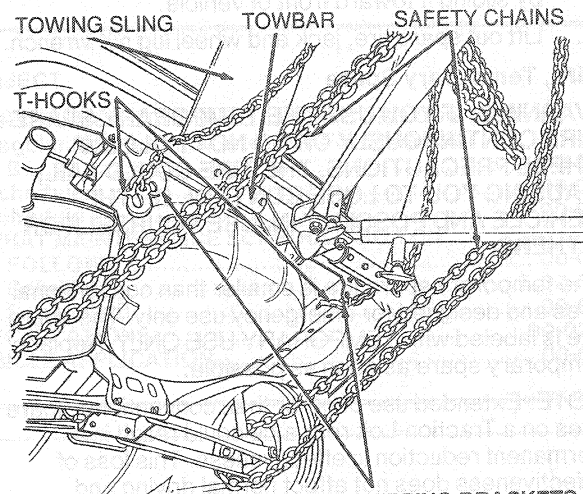
CAUTION: Placing towing chains on the transverse suspension arms will result in vehicle damage.

Rear—T-Hook Procedure

CAUTION: It is recommended that these vehicles be towed from the front unless conditions do not allow it.

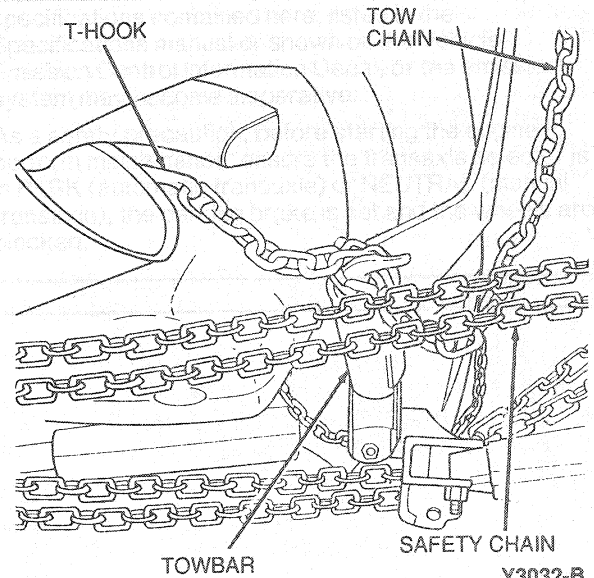
1. Insert T-hooks in T-hook slots on inner part of frame rail, behind rear tires.
2. Position towbar underneath bumper.
3. Attach safety chains around lower rear control arms.

Taurus/Sable



CAUTION: THESE SHIPPING BRACKETS ARE NOT DESIGNED FOR WRECKER TOWING. DAMAGE COULD OCCUR TO THE VEHICLE. Y2572-C

Taurus SHO



Y3032-B

TIRE STOWAGE

Spare Tire

NOTE: Spare tire is located in luggage compartment, except station wagon which is located in left rear trim panel for temporary spare tire and located in back of wagon for conventional spare tire.

1. Twist two fasteners 90 degrees into vertical position.
2. Lift handle at bottom of cover to disengage retainers.