



9-12 BRAKES




91199P04

Fig. 41 Remove the brake shoe retracting springs . . .




91199P05

Fig. 42 . . . from both sides




91199P06

Fig. 43 Rotate the hold down spring retainer and . . .



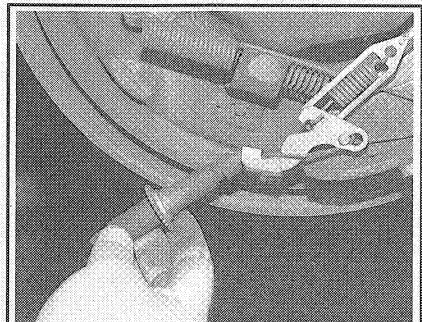
91199P07

Fig. 44 . . . remove the hold down spring from the primary brake shoe




91199P08

Fig. 45 Remove the primary shoe and unhook the adjusting spring from the shoe




91199P09

Fig. 46 Remove the adjusting screw



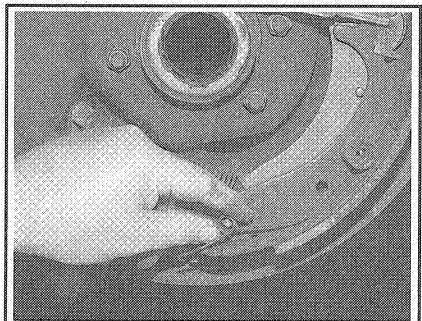
91199P10

Fig. 47 Remove the brake shoe adjusting lever cable




91199P11

Fig. 48 Remove the adjusting spring




91199P12

Fig. 49 Remove the adjusting lever return spring




91199P13

Fig. 50 Remove the anchor pin guide plate



91199P15

Fig. 51 Remove the parking brake strut



91199P14

Fig. 52 Remove the secondary shoe hold down spring and . . .