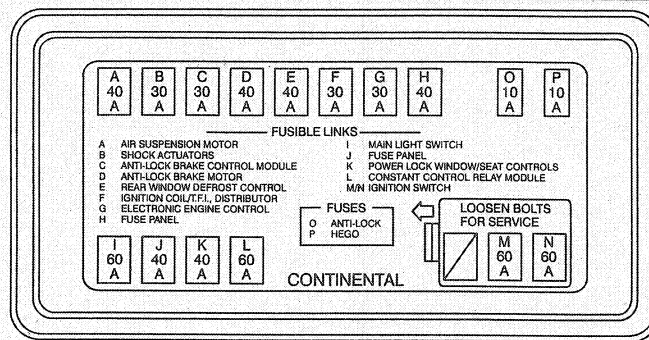


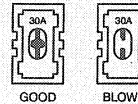
6-34 CHASSIS ELECTRICAL



POWER DISTRIBUTION BOX MOUNTED IN THE ENGINE COMPARTMENT

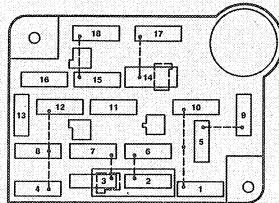
High Current Fuse Value Amps	Color Code
30A Cartridge	Pink
40A Cartridge	Green
60A Cartridge	Yellow
30A Bolt-In	Pink
60A Bolt-In	Yellow
60A Bolt-In	Black

MAXI-FUSE CARTRIDGE TOP VIEW



93146G16

The engine compartment fuse box locations—1993-94 Continental

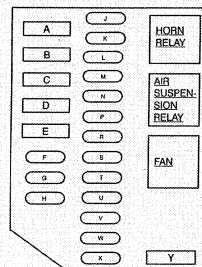


INSTRUMENT PANEL FUSE PANEL

FUSE POSITION	AMPS	CIRCUITS PROTECTED
1	15	Electronic Automatic Temperature Control (EATC) Module, Backup Lamps, Turn Signal Indicators, Trailer Battery Charging Relay, Heated Seats, Shift Lock
2	30	Wiper/Washer Controller Module, Windshield Wiper Motor
3	5	Instrument Cluster
4	10	Lighting Control Module (LCM)
5	15	Ignition Coils, PCM Power Relay
6	10	Lighting Control Module (LCM), Front Radio Control Unit, Clock, Cellular Phone, Electronic Day/Night Mirror, Contrast Module
7	15	Air Bag Diagnostic Module, Air Suspension/EV0 Steering Module, Steering Wheel Rotation Sensor, EATC Module, Anti-Lock Brake Module, Instrument Cluster, Daytime Running Lamps, Speed Control Amplifier, Warning Indicators, Transmission Control Switch
8	15	Keyless Entry, Power Mirrors, Trunk Lid Pull-Down, Memory Seats, Redundant Steering Control Module, CD Changer, Cellular Phone
9	5	Air Bag Diagnostic Module, Day/Night Sensor Amplifier, Lighting Control Module (LCM), Warning Indicators, Front Radio Control Unit
10	30	EATC Module
11	5	LF Seat Module, LF Door Module
12	18 c.b.	Headlamps, Lighting Control Module (LCM)
13	10	Rear Window Defrost/Heated Mirror
14	20 c.b.	Keyless Entry, Fuel Fill Door Release, LF Seat Module, Power Seats, LF Door Module
15	15	IP Illumination, Courtesy Lamps, Daytime Running Lamps, Lighting Control Module (LCM)
16	15	Brake ON-OFF Switch, Brake Pressure Switch, Hazard Flasher, Trailer Adapter
17	30	Cigar Lighters
18	10	EATC Module, Instrument Cluster, On Board Diagnostic (OBD) Data Link Connector, Clock, Front Radio Control Unit

93146G31

The interior fuse box locations—1995-97 Town Car



MAXI-FUSE	AMPS	CIRCUITS PROTECTED
A	50	Lamps
B	50	Anti-lock Brakes
C	50	Ignition Switch
D	40	Rear Window Defrost/Heated Mirrors
E	40	Ignition Switch
MINI-FUSE	AMPS	CIRCUITS PROTECTED
F	30 c.b.	Power Windows/Moonroof
G	—	NOT USED
H	—	NOT USED
J	10	Generator/Voltage Regulator
K	10	Air Bag Restraints
L	20	Horn
M	—	NOT USED
N	20	Fuel Pump
P	30	Cooling Fan
R	25	Radio Amplifier
S	30	Heated Seat
T	30	Powertrain Control Module (PCM)
U	30	Air Suspension
V	30	Trailer Battery Charging
W	30	Trailer Brakes
X	30	Trailer Exterior Lamps
Y	—	NOT USED

93146G30

The engine compartment fuse box locations—1995-97 Town Car