


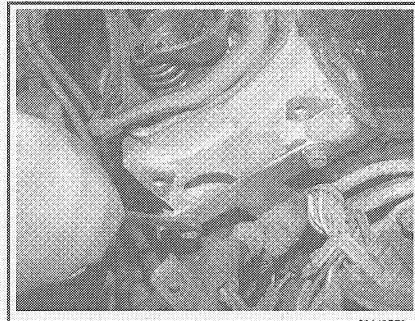
93143P78

Fig. 98 Breaking loose the head bolts with a ½ inch breaker



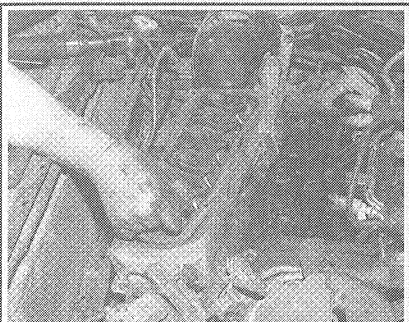
93143P77

Fig. 99 Removing the head bolts after breaking them loose




93143P73

Fig. 100 Don't forget the bolts and connectors on the back side of the head. The head won't come off unless you remove them



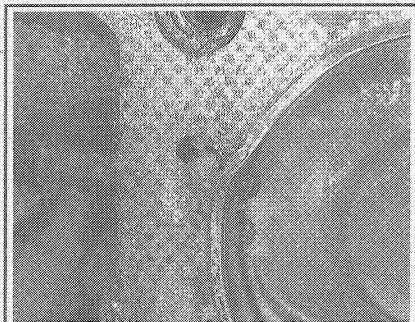
93143P70

Fig. 101 Lifting the head off the block, the power steering pump is intact



93143P69

Fig. 102 With the head removed, inspect and compare the combustion chambers for any differences in appearance



93143P66

Fig. 103 Inspect the head gasket for any breaks or tears



93143P65

Fig. 104 Check the cooling passages to make sure they are open

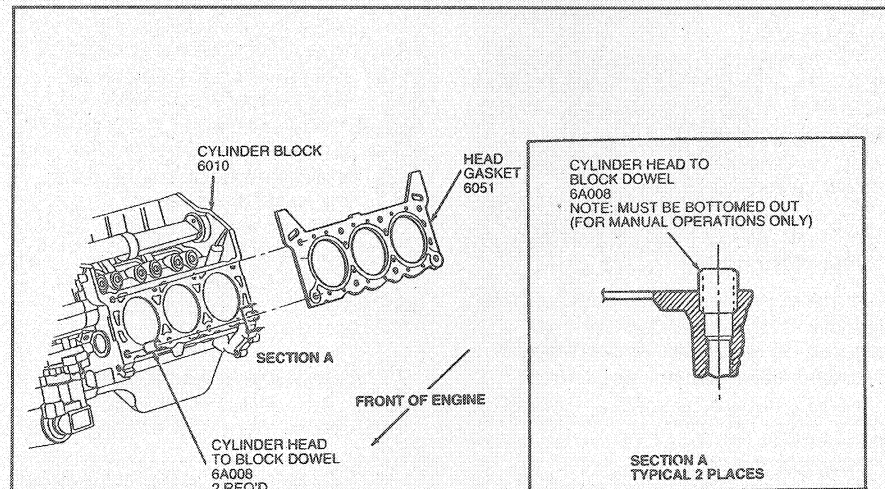
18. Apply a thin coating of pipe sealant with Teflon® to the threads of the short cylinder head bolts, nearest to the exhaust manifold. Do not apply sealant to the long bolts. Install the cylinder head bolts.

➔ Always use new cylinder head bolts to ensure a leak-tight assembly. Torque retention with used bolts can vary, which may result in coolant or compression leakage at the cylinder head mating surface area.

19. For vehicles through 1994, tighten the cylinder head attaching bolts, in sequence, to the following specifications:

- Step 1: 37 ft. lbs. (50 Nm)
- Step 2: 45 ft. lbs. (60 Nm)
- Step 3: 52 ft. lbs. (70 Nm)

20. For vehicles through 1992, retighten the



86873147

Fig. 105 When replacing or reinstalling the head, ALWAYS use new gasket(s) and bolts to avoid possible coolant and/or compression leaks which could result in engine damage

cylinder head bolts, in sequence, one at a time in the following manner:

a. Long cylinder head bolts: Loosen the bolts and back them out 2–3 turns. Retighten to 11–18 ft. lbs. (15–25 Nm). Then tighten the bolt an additional 85–105° and go to the next bolt in sequence.

b. Short cylinder head bolts: Loosen the bolts and back them out 2–3 turns. Retighten to 11–18 ft. lbs. (15–25 Nm). Then tighten the bolt an additional 65–85°.

21. For 1993–94 vehicles, retighten the cylinder head bolts, in sequence, one at a time in the following manner: