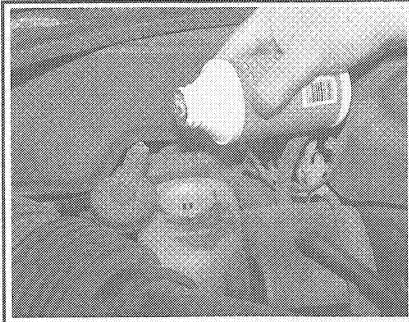


93141P22

Fig. 187 . . . removing the reservoir cap



93141P21

Fig. 188 Pour brake fluid from a sealed container directly into the reservoir



89601P49

Fig. 189 Power steering fluid reservoir—typical

Power Steering Pump


FLUID RECOMMENDATION

When filling or replacing the fluid of the power steering pump reservoir, use power steering fluid only. E6AZ-19582-AA or equivalent power steering fluid is recommended.

LEVEL CHECK

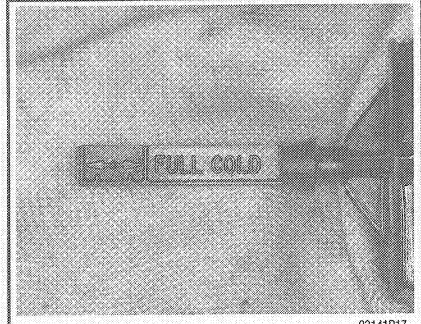
♦ See Figures 189, 190 and 191

Power steering fluid level should be checked at least once every 12 months or 7,500 miles. To prevent possible overfilling, check the fluid level only when the fluid has warmed to operating temperatures and the wheels are turned straight ahead. If the level is low, fill the pump reservoir until the fluid level measures "full" on the reservoir dipstick. Low fluid level usually produces a moaning sound as the wheels are turned (especially when standing still or parking) and increases steering wheel effort.



93141P19

Fig. 190 Notice the location and size of the power steering reservoir cap—Continental



93141P17

Fig. 191 The cap has a built in dipstick. It clearly shows where the fluid level should be

Chassis Greasing

♦ See Figures 192, 193, 194 and 195

➔Note: Not all models have grease fittings that can be lubricated.

Chassis greasing can be performed with a pressurized grease gun or by using a hand-operated grease gun. Wipe the grease fittings clean before greasing in order to prevent the possibility of forcing any dirt into the component. Do not over grease the components; because damage may occur to the grease seals.

Wheel Bearings

REPACKING

1988-90

TOWN CAR AND MARK VII

♦ See Figures 196, 197, 198, 199 and 200

1. Raise and safely support the front of the vehicle securely on jackstands.
2. Remove the wheel and tire assembly and the disc brake caliper. Suspend the caliper, do not let it hang from the brake hose.

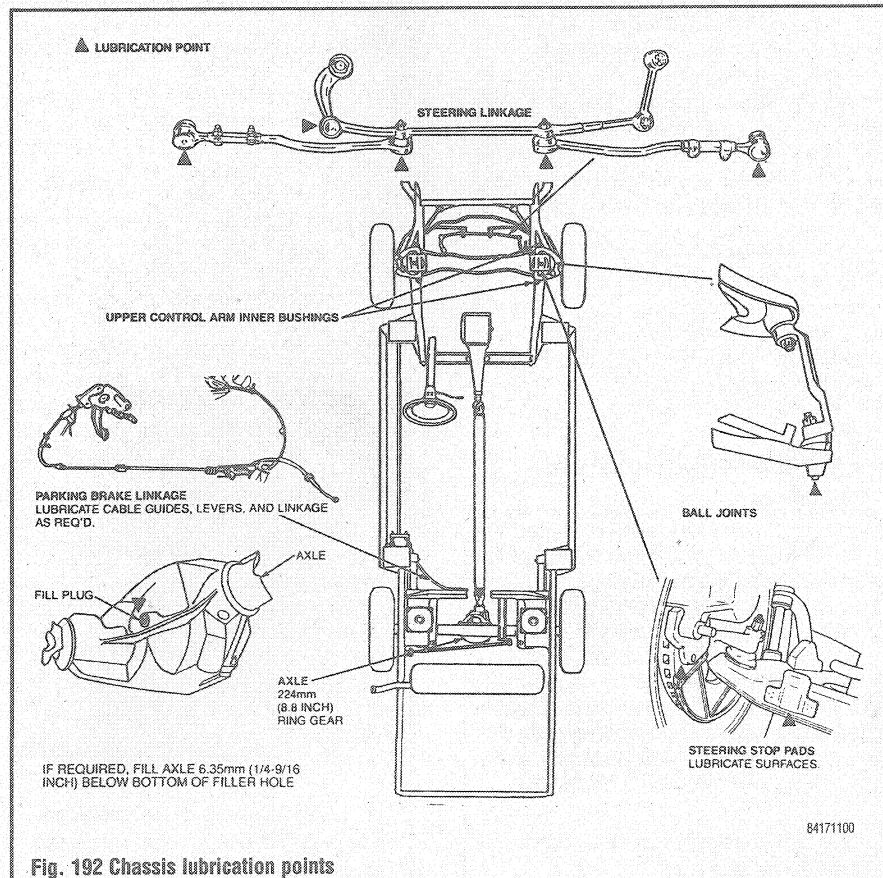


Fig. 192 Chassis lubrication points

84171100