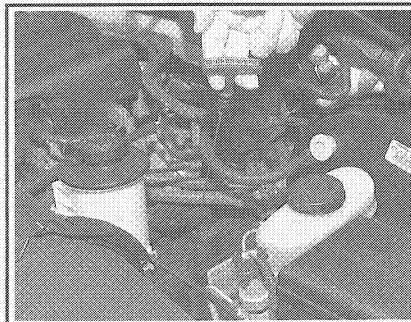


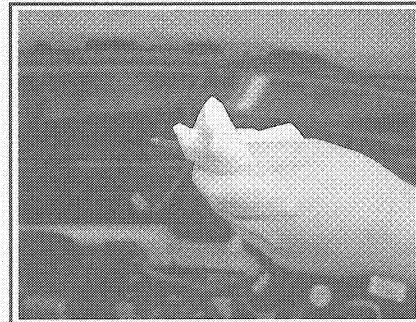
91191P15

Fig. 115 Grasp the engine oil dipstick and . . .




91191P16

Fig. 116 . . . pull the dipstick out of the tube



91191P17

Fig. 117 Wipe the dipstick clean and replace it into the tube to inspect the oil level



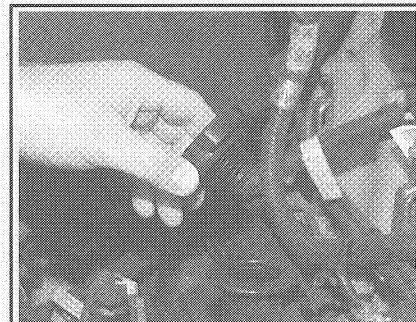
89601P54

Fig. 118 Ensure that the oil level is between the MIN and MAX lines




89601P10

Fig. 119 To remove the oil fill cap, grasp the cap and turn it counter-clockwise until . . .




91191P11

Fig. 120 . . . the cap unscrews from the valve cover. Be sure to place the oil cap in a safe place so as not to lose it



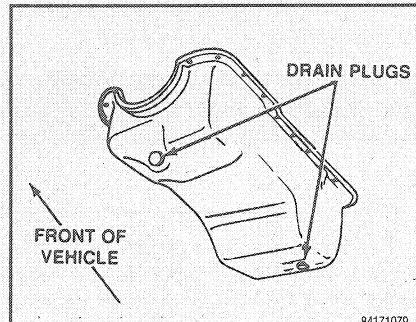
89601P07

Fig. 121 Place a funnel directly into the oil fill port and . . .



89601P08

Fig. 122 . . . pour oil into the engine



84171079

Fig. 123 The oil pans on the 5.0L engine have two drain plugs

upon your particular engine. Pull the dipstick from its tube, wipe it clean and then reinsert it.

4. Pull the dipstick out again and, holding it horizontally, read the oil level. The oil should be between the "FULL" and "ADD" marks on the dipstick. If the oil is below the "ADD" mark, add oil of the proper viscosity through the capped opening in the top of the cylinder head cover.

5. Replace the dipstick and check the oil level again after adding any oil. Be careful not to overfill the crankcase. Approximately 1 quart of oil will raise the level from the "ADD" mark to the "FULL" mark. Excess oil will generally be consumed at an accelerated rate.

CHANGING OIL & FILTER

♦ See Figures 123 thru 144

The oil is to be changed every 7,500 miles (12,500 km) or 12 months, whichever ever occurs first. Under normal conditions, change the filter at first oil change and then at every oil change. We recommend that the oil filter be changed every time the oil is changed. As much as a quart of dirty oil remains in the old filter. For a few dollars, it is a small expense for extended engine life.

If driving under such conditions, such as: dusty areas, trailer towing, idling for long periods of time,

low speed operation, or when operating with temperatures below freezing or driving short distances (under 4 miles), change the oil and filter every 3,000 miles (5,000 km) or 3 months.

1. Run the engine until it reaches normal operating temperature.
2. Usually a run to the parts store to pick up the oil and filter will get the engine hot enough.
3. Apply the parking brake and block the rear wheels.
4. Disable the Computer controlled air suspension (where applicable).
5. Raise the vehicle and support it on jack